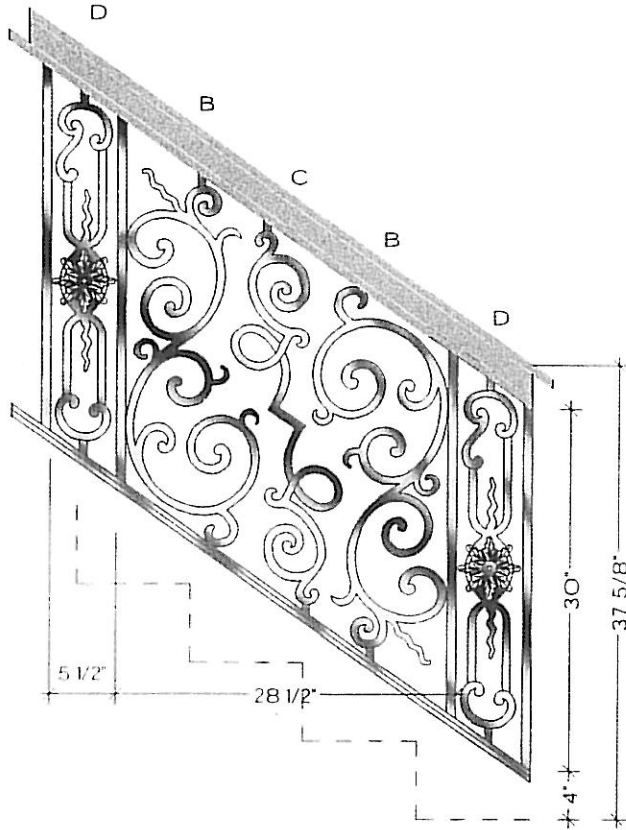


Regency Railings

Verona

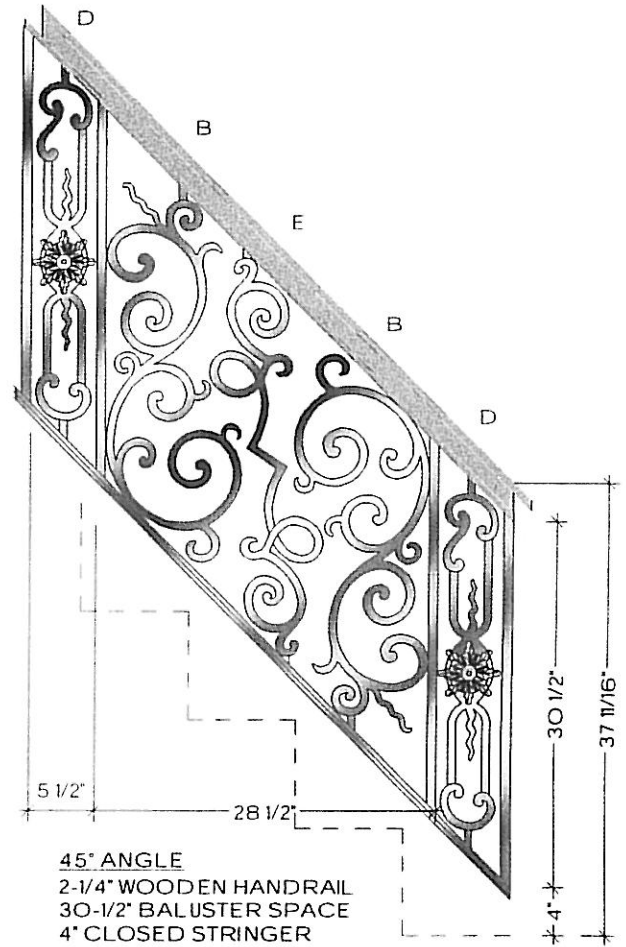
Scale: 3/4"=1'-0"

U.S. PATENT #5,820,111
U.S. PATENT #6,059,269



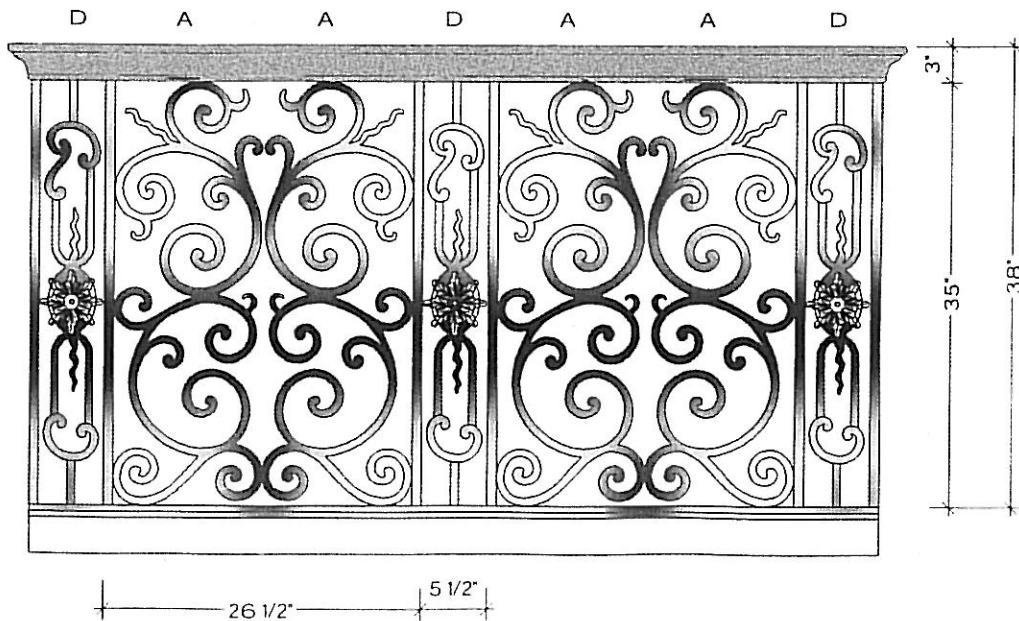
35° ANGLE
3" WOODEN HANDRAIL
30" BALUSTER SPACE
4" CLOSED STRINGER

WILL CLEAR
4" CODE



45° ANGLE
2-1/4" WOODEN HANDRAIL
30-1/2" BALUSTER SPACE
4" CLOSED STRINGER

WILL CLEAR
4" CODE



BALCONY
3" WOODEN HANDRAIL
35" BALUSTER SPACE
4" CLOSED STRINGER

WILL CLEAR
4" CODE



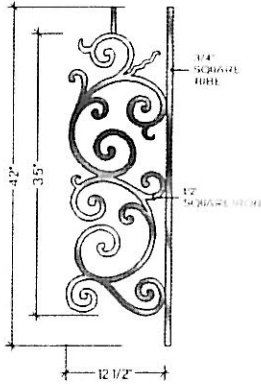
Regency Railings

Verona

Scale: 1/2"=1.0"

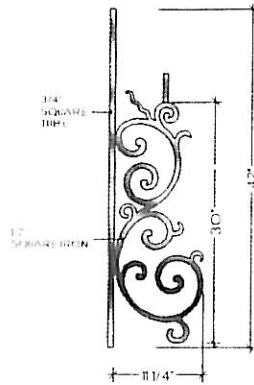
U.S. PATENT #5,820,111
U.S. PATENT #6,059,269

PIECE A
FITS LEVEL BALCONY OR
STRAIGHT RAILS



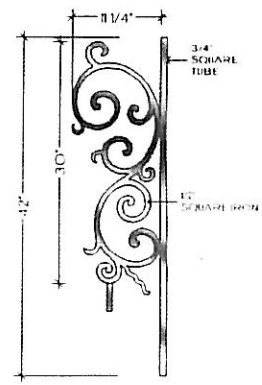
TOP VIEW
A-1
FLAT

PIECE B
FITS ALL ANGLES UP TO 48°

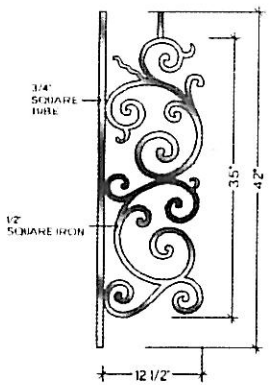


TOP VIEW
B-1
FLAT

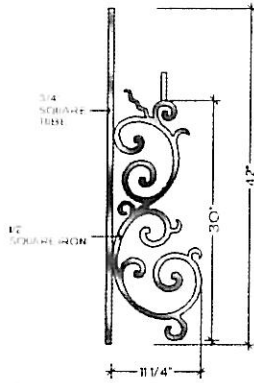
PIECE B
FITS ALL ANGLES UP TO 48°



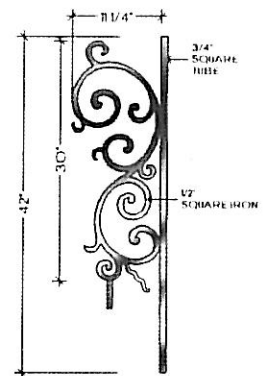
TOP VIEW
B-1
FLAT



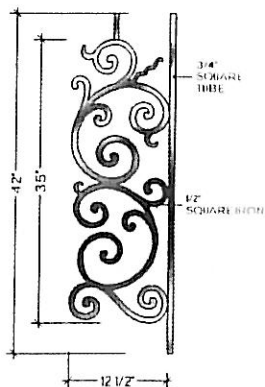
TOP VIEW
A-2
ALL RADIUS FROM 28" TO 20"-0"



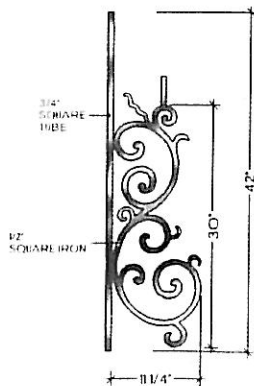
TOP VIEW
B-2
ALL RADIUS FROM 30" TO 20"-0"



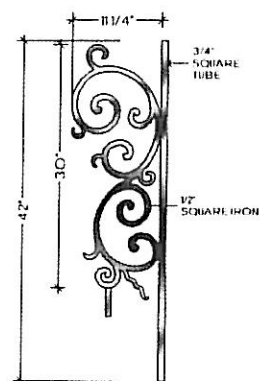
TOP VIEW
B-2
ALL RADIUS FROM 30" TO 20"-0"



TOP VIEW
A-3
ALL RADIUS FROM 28" TO 20"-0"



TOP VIEW
B-3
ALL RADIUS FROM 30" TO 20"-0"



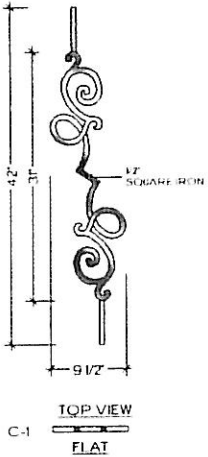
TOP VIEW
B-3
ALL RADIUS FROM 30" TO 20"-0"

Regency Railings

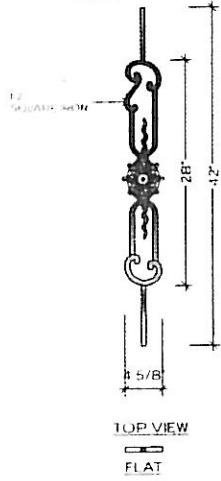
Verona
Scale: 1/2"=1'-0"

U.S. PATENT #5,820,111
U.S. PATENT #6,059,269

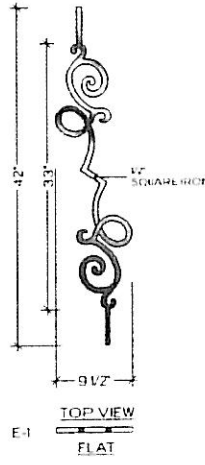
PIECE C
FITS ONLY INCLINE ANGLES
BELOW 40°




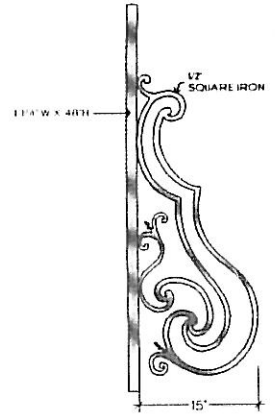
PIECE D
FITS ALL ANGLES
OR LEVEL BALCONY



PIECE E
FITS ONLY ANGLES ABOVE 40°



TERMINATION

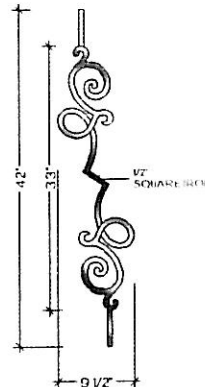


TOP VIEW
C-2

ALL RADII FROM 30° TO 20'-0"

NOTE:PIECE C IS USED
ON ALL INCLINES BELOW 40°

PIECE E IS USED
ON ALL INCLINES ABOVE 40°



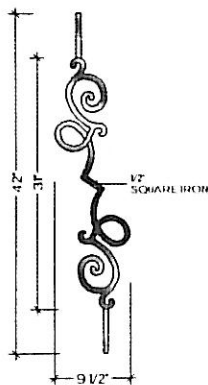
TOP VIEW
E-2

ALL RADII FROM 30° TO 20'-0"

**LEFT TERMINATION
RIGHT SIDE VIEW**

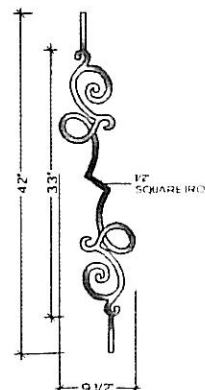


**RIGHT TERMINATION
LEFT SIDE VIEW**



TOP VIEW
C-3

ALL RADII FROM 30° TO 20'-0"



TOP VIEW
E-3

ALL RADII FROM 30° TO 20'-0"

